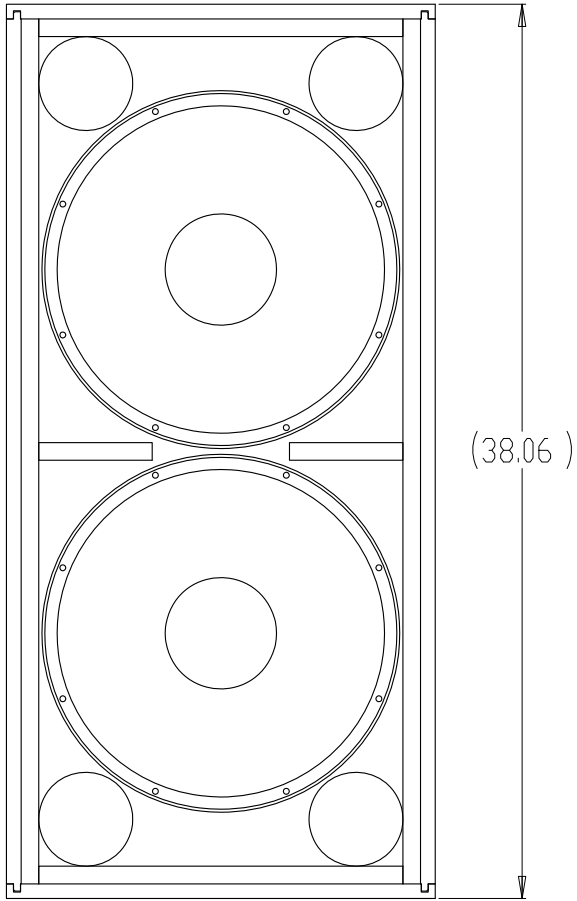

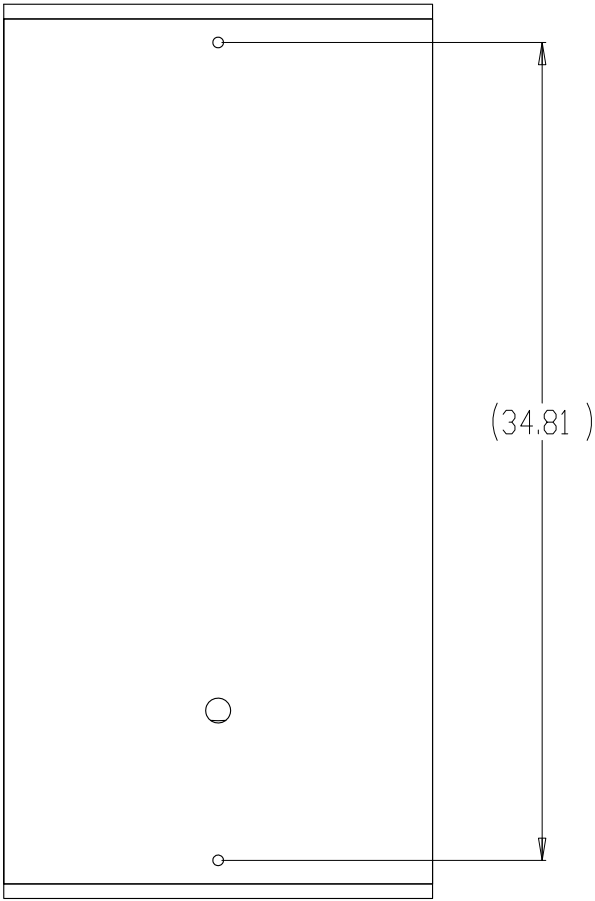
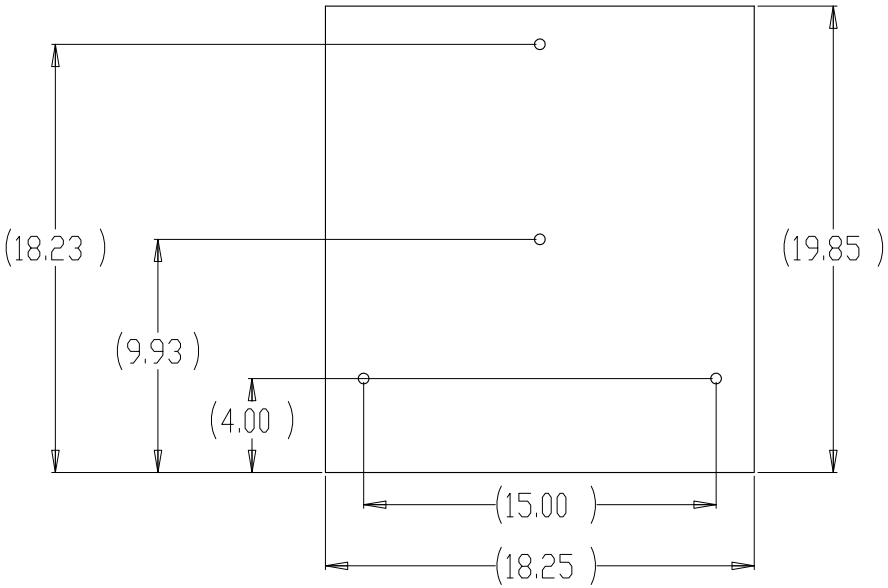


THESE DRAWINGS AND SPECIFICATIONS ARE THE PROPERTY OF JBL INCORPORATED THEY ARE ISSUED IN STRICT CONFIDENCE AND SHALL NOT BE REPRODUCED, COPIED, OR USED AS THE BASIS FOR MANUFACTURING OR SALE OF APPARATUS WITHOUT WRITTEN PERMISSION.

		REVISIONS					
CHG	LTR	DESCRIPTION		DRFT	CHK	DATE	APPR
	A	Initial Release		MM			

- NOTES:
- COMPONENTS: LF: 2X 2265H-1
 - SUSPENSION POINTS: 14X M10 STAINLESS STEEL
 - INPUT: DIRECT CABLE ENTRY WITH 20" TAIL
 - GRILLE: 16 GA STAINLESS STEEL WITH MOISTURE BARRIER (NOT SHOWN)
 - FINISH: WRX: GRAY FIBERGLASS; WRC: GRAY DURAFLEX; BLACK/WHITE FINISH OPTIONAL



UNCONTROLLED COPY

NOTES: (UNLESS OTHERWISE SPECIFIED)

MODELS
WRC/WRX

ITEM	PART NO.	DESCRIPTION	REMARKS/REF P/N'S	
METRIC TOLERANCES-MILLIMETER (UNLESS OTHERWISE SPECIFIED) XX ± 0.3 mm X ± 1mm ANGULAR ± 0°30'		TOLERANCES (UNLESS OTHERWISE SPECIFIED) .XXX ± .005 INCH .XX ± .010 INCH .X ± .020 INCH ANGULAR ± 0°30' FRACTIONAL ± 1/32	DRAWN BY D. Rodgers DESIGNER D. Rodgers ENGR	
* DIMENSIONS ARE MM * BREAK SHARP EDGES 0.1 mm * ALL DIMENSIONS ARE FINISH DIMENSIONS * DO NOT SCALE DRAWING		* DIMENSIONS ARE INCHES * BREAK EDGES TO .005 MIN * ALL DIMENSIONS ARE FINISHED DIMENSIONS * DO NOT SCALE DRAWING	THIRD ANGLE PROJECTION	
			SIZE D	REV A
			TITLE ASB6125-WR	
			SCALE: 1/1	SHEET 1 OF 1